

A Touchstone Energy® Cooperative 

P.O. Box 1335, 3230 N. 14th Ave.
Dodge City, KS 67801
620-227-2139
www.victoryelectric.net

THE VICTORY ELECTRIC COOPERATIVE

electronews



The Victory Electric Cooperative Assn., Inc.

Board of Trustees

Kenny Wehkamp
President

John Leis
Vice President

Pat Morse
Secretary/Treasurer

Cedric Drewes
Trustee

Jim Imel
Trustee

Gary Gillespie
Trustee

Terri Larson
Trustee

Richard Lightner
Trustee

Loren Ochs
Trustee

Randy Quint
Trustee

Ken Schulte
Trustee

Daryl Tieben
Trustee

Staff

Terry Janson
CEO

Karla Durrant
Mgr of Finance and Admin.

Tom Lowery
Director of Operations

Ryan Miller
Supervisor of Operations

Mike Clark
Manager of Purchasing/Stores

Greg Underwood
Manager of Engineering

Jerry King
Marketing and Communications

Monica Lampe
Human Resources

Jim Meis
Mgr of Electricians

Jerri Imgarten
Editor

FROM THE CEO

An Obligation to Our Members

With the creation of “hydraulic fracking” technology, previously unrecoverable oil and gas reserves located in formations deep underground are now accessible. Oil companies are moving into southwest Kansas to access the Mississippian Lime formation. And with the progression of drilling, southwest Kansas is seeing the influx of business and opportunity that oil brings to a region.

Victory Electric is excited about the benefits that oil and its partner industries are bringing to our area. Their success will enrich the lives of the people and communities we serve. While the increased drilling in the area is great for the economic outlook of the region, Victory Electric has some concerns and we face some interesting infrastructure challenges.

The challenge we face right now is the request by oil companies to build their own “mini-grid” system. Basically they would obtain their own easements to build substations and electric lines to power their oil wells. Victory Electric would provide them electricity at a metering point. This brings up several issues that could cause a multitude of problems, including:

► **Each oil company can obtain easements and build its own electric line along the same road, field, or private right-of-way.** These additional easements can create power line congestion by three, four or in

some cases five lines along the same roadway. These additional lines can be a safety hazard for both farmers to work around and Victory linemen to maintain and repair our lines. There is no limit to how many oil companies can obtain easements, so it is a possibility to have multiple oil companies obtaining easements side-by-side.

- **Oil companies don't share power lines.** Just because one oil company comes in and builds a power line, that doesn't mean they will share it with the other oil companies, customers or businesses in the area. Another oil company can come build another power line right beside it.
- **We need to support all the various industries in our region.** Other industries, such as agriculture, should not suffer at the expense of oil. For example, some oil companies are asking farmers to shorten or move irrigation units so they can build power lines. Both production and animal agriculture are the foundations of our region. Agriculture will always be an important piece of our economy, and many of our retail businesses rely on the agriculture industry. We sincerely want the oil industry to succeed in the

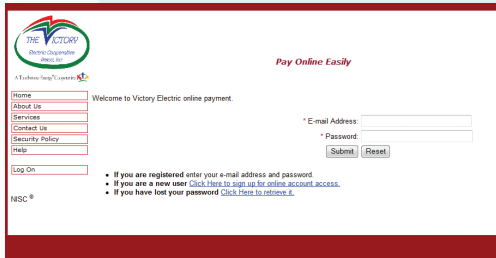
Continued on page 16-B ►



Terry Janson

“Southwest Kansas is seeing the influx of business and opportunity that oil brings to a region.”

Victory Bill Payment Options




Pay your bill online at www.victoryelectric.net, at our office or by mail or at any of our pay stations.

Victory Electric has several convenient options for you, the member, to pay your bill.

In addition to paying in our office or by mail, options include online bill pay at www.victoryelectric.net, drop boxes at Victory Electric and City of Dodge City, and a pay station at Mr. Payroll, 400 E Wyatt Earp.

CFL Charlie Says "Come Get Your Free CFL!"



This month's lucky winners are... Carlos Ibarra, Sarah Hoff, April Konda, Maria Garcia, John E. Fierro, Terry J. Buehne, Kyle Parker, Vernon Wallace, & Marilyn K. Grauerholz.

Come by Victory Electric Cooperative to get your free compact fluorescent light bulb (CFL). Every month Victory Electric will be giving members free CFL light bulbs. Congratulations winners!

Join Victory Electric Online!



Visit us at www.victoryelectric.net to pay your bill and find energy calculators—just to name a few tools!

Find us on Facebook at facebook.com/VictoryElectric for updates and energy efficiency tips.

Continued from page 16-A ▶

region, but we also need to support all facets of the community.

▶ **Oil companies hire contractors to come in and build the electric infrastructure.** They are required to build to National Electric Safety Code (NESC), but still may not be up to Victory's standards. In storm situations, their lines could go down, bringing ours down in the process. We also have linemen on call 24/7 to maintain and restore power, and having other equipment mixed with ours can create a dangerous situation for our linemen repairing the lines.

▶ **Any consumer, business or industry should have equal access to the electrical grid.** If an oil company builds a 3-phase line into a new area we currently do not have any infrastructure, no one else can use the infrastructure. Whereas, if Victory built and owned the line and someone wanted to hook up an irrigation well or business to electricity, they could. Otherwise, Victory would have to build a new line to serve the irrigation well or new business, even though there is an existing line owned by the oil company. Also, Victory could run into problems reaching them because we would have to navigate

around existing infrastructure.

▶ **What happens to the electric infrastructure owned by the oil companies after the oil is gone and they move on?** This is a big unknown for us. We realize it is many years away, but the oil won't last forever. Will the oil companies be required to remove the infrastructure so it doesn't go into disrepair, or will the Kansas Corporation Commission force utilities to take over ownership of the lines that are not up to our building standards? It is something to think about.

These issues are all things that Victory Electric is dealing daily. For safety and reliability reasons, we would like to build and own all electric infrastructures in the area, but we cannot prevent the oil companies from building their own. We wish the oil companies great success in our region, but we just ask that landowners be diligent and retain legal representation when signing contracts and giving easements.

If anyone should have any questions about easements or infrastructure, please feel free to contact Victory Electric and we will try to help and answer any questions you may have. Safety of our members and employees is always of the utmost importance to Victory Electric. Always.

'Til Next Time, TJ

Statement of Non-discrimination

The Victory Electric Cooperative Association, Inc., is the recipient of federal financial assistance from the Rural Utilities Service (RUS), an agency of the U.S. Department of Agriculture. In accordance with federal law and U.S. Department of Agriculture policy, this institution is prohibited from discriminating on the basis of race, color, national origin, sex, age or disability. (Not all prohibited bases apply to all programs.)

The person responsible for coordinating this organization's non-discrimination compliance efforts is Terry Janson, General Manager of The Victory Electric Cooperative Association, Inc. Any individual, or specific class of individuals, who feels that

this organization has subjected them to discrimination may file a written complaint with this organization; the Director, office of Civil Rights, U.S. Department of Agriculture, Washington D.C. 20250; or the Administrator, Rural Utilities Services, Washington, D.C., 20250. Complaints must be filed within 180 days after the alleged discriminatory action, or by such later date to which the Director of the U.S. Department of Agriculture's Office of Civil Rights or the Administrator of RUS extends the time for filing. Identity of complainants will be kept confidential except to the extent necessary to carry out the purposes of the rules and regulations of the U.S. Department of Agriculture.

High School Juniors: Win a Free Trip to Washington, D.C., or Steamboat Springs, Colorado

If you are a high school junior and would like to increase your leadership skills, meet new friends and travel, you can apply for the Youth Tour through Victory Electric.

During the Government In Action Youth Tour, June 13-20, 2013, students will join 1,500 youth from across the nation in Washington, D.C. Participants will visit the monuments and other attractions, as well as visit Capitol Hill to learn more about how our government works.

At the Cooperative Youth Leadership Camp, July 13-19, 2013, students will join youth from Colorado, Wyoming, Oklahoma and Kansas. Campers form a mock cooperative, participate in leadership activities, and learn about the cooperatives.

Students will be selected based on a resumé, application and an interview. To apply, contact your high school counselor, high school principal, or Jerri Imgarten at Victory Electric Cooperative by calling 620-371-7730 or 800-279-7915 for more information about the contest.

The deadline for applications is **February 1, 2013.**

Three Winners, All-Expenses-Paid "Government in Action" Youth Tour June 13-20, 2013, in Washington, D.C.



2012 D.C. winners were Lindy Bilberry, Garden City (left), and Jenny Delzeit, Dodge City.

Three Winners, All-Expenses-Paid Cooperative Youth Leadership Camp July 13-19, 2013, in Steamboat Springs, CO



2012 camp winners were (from left) Josie Hays, Jetmore; Jaden Butcher, Dodge City; and Katy Hibbert, Cimarron.

The deadline for applications is February 1, 2013.

Victory Electric Cooperative Youth Tour Application

The deadline for applications is February 1, 2013

Name of Applicant _____

Mailing Address _____ City _____ Zip _____

Birth Date _____ Applicant Cell Number _____

Name of Parents or Guardian _____ Parent/Home Number _____

E-mail _____ School _____

I agree that all information supplied in this application is accurate and true. _____
(Signature of Applicant)

I hereby grant permission for _____ to enter the 2013 Youth Tour competition sponsored
by The Victory Electric Cooperative Assn., Inc. _____
(Signature of Parent or Legal Guardian)

Clearing the Air

Replace Air Filters Regularly for Efficient Heating & Cooling

Clogged air filters could add \$82 to your electric bill every year. Checking, changing, or cleaning your filter once a month saves money and extends the life of your home's heating, ventilation, and air conditioning (HVAC) system.

More than half of your monthly energy bill goes toward keeping your home comfortable. While air filters prevent pesky dust and annoying allergens from clogging your HVAC system, dirt, like aging arteries, builds up over time. If left unchecked, a dirty filter strains a home's heart and forces the HVAC system to work harder to push conditioned air through tight spaces. This results in higher energy bills and—potentially—system failure.

Filter Facts

Air filters protect HVAC systems and perform double-duty by collecting some loose dirt from the air. These handy sieves live in duct system slots or in return grilles of central air conditioners, furnaces, and heat pumps.

Successful filters have a short lifespan—the better a filter catches dirt, the faster it gets clogged and must be cleaned or replaced. Leaving a dirty air filter in place cuts a home's air quality and reduces HVAC system airflow.

While removing a clogged filter altogether relieves pressure on the system, the system can't perform well without one. Unfiltered dust and grime accumulate on critical parts like the evaporator coil, causing unnecessary wear and tear.

Monthly Check-up

The U.S. Department of

Energy (DOE) advises checking an air filter once a month and replacing it at least every three months. It's critical to inspect and replace filters before seasons of heavy use like summer and winter.

If you have pets or smokers in the home, filters clog quickly. Remodeling projects or furniture sanding add more dirt than normal; a filter may need to be changed before the average three-month lifespan expires.

Turn your heating and cooling system off before checking your filter. Slide the filter out of your duct work, and look for layers of hair and dirt. Run a finger across the filter. If the finger comes away dirty or there's a line left on the filter, it's time for a change.

When replacing the filter, make sure the arrow on the filter indicating the direction of the airflow points toward the blower motor. To help schedule monthly check-ups, write the date on the side of the filter so you know when it needs to be checked again. Once you've made the change, turn your system back on.

Filtering Choices

Shopping for a new filter? Before you leave home, write down the size printed on the side of your current filter. If you get a filter that's too small, dirt will get around the barrier and invade your system.

There are several different types of filters and levels of efficiency. Filters are either flat or pleated. Pleated filters offer extra surface area to hold dirt, making them more efficient.

The most common filters use layered fiberglass fibers reinforced with metal grating. Some filters boost efficiency by using polyester fibers. Electrostatic filters are made from positively- and negatively-charged fibers and capture smaller debris—the charge actively pulls particles from the air like iron filings onto a magnet. No power connection is required, and the charge does not fade over time. The filters best able to capture small debris are high efficiency particulate arrestance (HEPA) filters, but these deluxe filters are mainly used in hospitals and office buildings, not in homes.

Types of Air Filters

Filters are most efficient when new and/or clean. There are four different types of air filters; each with different benefits.

Fiberglass, Polyester

- ▶ Inexpensive, disposable, capture large particles (lint, dust)
- ▶ Replace every 1-3 months

Washable/Reusable

- ▶ Can be cleaned and reused
- ▶ Replace every few years
- ▶ Protects HVAC system, traps large particles

Pleated

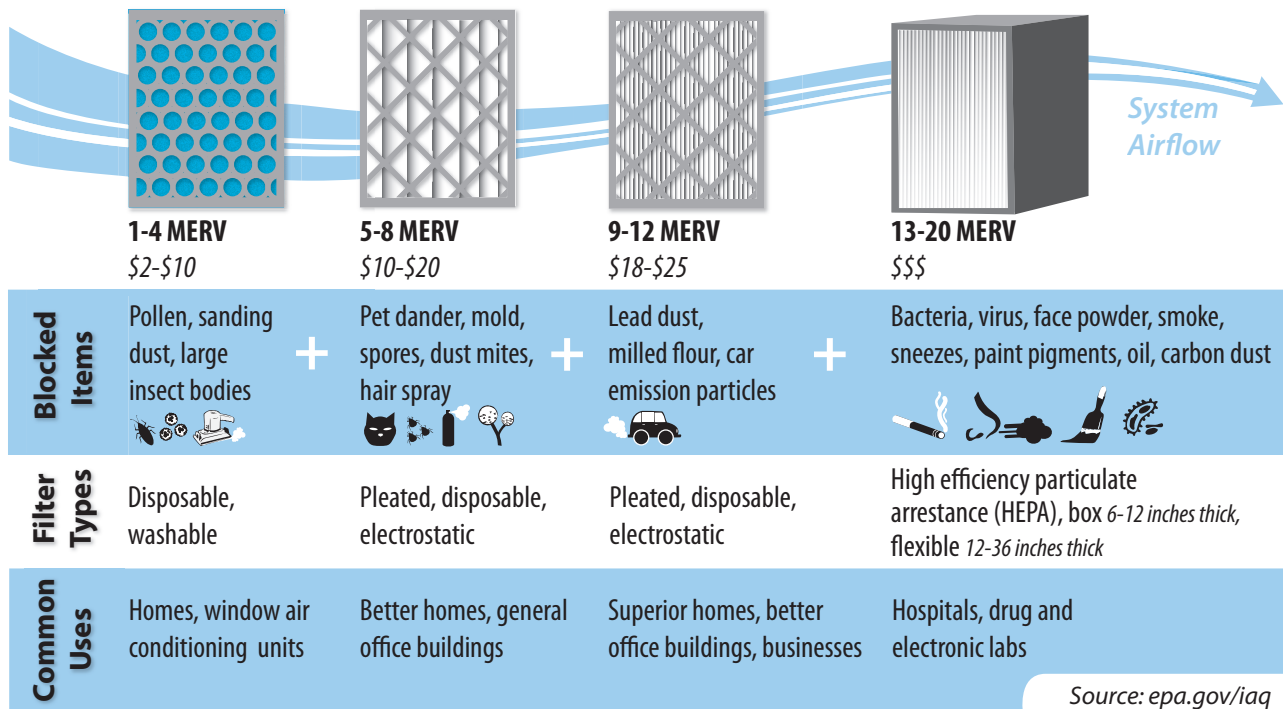
- ▶ Disposable
- ▶ Larger surface area captures more particles

Electrostatic

- ▶ Disposable or reusable
- ▶ Charged fibers attracts and capture small and large particles

What Do Different Air Filters Block?

Air filters are rated by Minimum Efficiency Reporting Value (MERV). Filters with a higher MERV block more dirt, but also reduce airflow and system efficiency. Use this guide to find the right filter for your home or business.



Air filters are rated by a Minimum Efficiency Reporting Value (MERV). Ranging from one to 20, this scale gauges a filter's effectiveness at blocking debris. Low MERV-rated filters offer high airflow into a cooling or heating system, but only catch large air particles. A higher rating isn't always better—those filters block more dirt, but also reduce system airflow. Most experts recommend filters with a MERV 6 or higher.

Manufacturers are not required to post MERV on filter packaging. Brands like 3M's Filtrete instead list levels of microparticle performance rating—higher numbers mean the filter catches more particles. Home Depot's Air Filter Performance Rating system ranks filters by good, better, best, and premium. No matter what system a store or manufacturer uses, better (and more expensive) filters mean higher MERV scores.

If a family member suffers from allergies, a high MERV filter keeps out excess dander, smoke and other allergens. Ask a heating and cooling professional what type of filter works best for

your home and family needs.

Once you find a filter that works well in your home, it's a good idea to keep spare filters on hand. Basic filters cost anywhere from \$2 to \$10; electrostatic filters may range from \$18 to \$25.

More Efficiency Boosters

Before summer hits, clean cooling system coils inside and outside the home. Leaves, dirt, and other debris gather around a home's air conditioner throughout fall and winter months. These intruders keep the coils from operating at top efficiency, both shortening the lifespan of the unit and ratcheting up summer cooling bills.

Just as clogged air filters force your system to work harder, blocked vents strain your system. Clean air registers, baseboard heaters, and radiators. Make sure air ducts are not blocked by furniture, rugs, or window treatments.

Want more ways to save? Take the home energy savings tour and see how little changes add up to big savings at www.TogetherWeSave.com.

La purificación del Aire

Sustituya los filtros con regularidad para calefacción eficiente y refrigeración

Filtros de aire obstruido pueden agregar \$82 a su factura de electricidad cada año. Inspección, cambiar o limpiar el filtro una vez al mes ahorra dinero y extiende la vida de calefacción, ventilación y aire acondicionado (HVAC) de su hogar.

Más de la mitad de la factura mensual de energía se destina a mantener su hogar cómodo. Mientras que los filtros de aire evitan molestos polvo y alérgenos obstruyan su sistema HVAC, tierra, como el envejecimiento de las arterias, se acumula con el tiempo. Si se deja sin revisar, el filtro sucio fuerza el corazón del hogar y las fuerzas de climatización a trabajar más para empujar el aire acondicionado a través de espacios estrechos. De esta forma las facturas de energía

más altas y, potencialmente—falla en el sistema.

Realidad de Filtros

Filtros de aire proteger los sistemas HVAC y realizar alta resistencia recogiendo algún polvo del aire. Estos prácticos tamices viven en las ranuras del sistema de conductos o en las rejillas de retorno de las bombas de calor, hornos y acondicionadores de aire centrales.

Filtros de éxito tienen una vida corta, mejor un filtro atrapa la suciedad, es el más rápido se atasca y se debe limpiar o reemplazar. Dejando un filtro de aire sucio en su lugar cortas la calidad del aire de una casa y reduce el flujo del sistema HVAC.

Mientras que quitar un filtro obstruido totalmente alivia la presión en el sistema, el sistema no puede realizar bien sin uno. Suciedad y el polvo sin filtrar se acumulan en las partes críticas como la bobina del evaporador, causando desgaste innecesario.

Revisión Mensual

El Departamento de energía de Estados Unidos (DOE) informa la comprobación de un filtro de aire una vez al mes por lo menos cada tres meses. Es fundamental que inspeccione y reemplace los filtros antes de cada temporada intensiva de verano como de invierno.

Si usted tiene animales domésticos o fumadores en el hogar, filtros se tapan rápidamente. Remodelación de proyectos o lijado de muebles agregar más polvo de lo normal; un filtro debe cambiarse.

Dar la vuelta al sistema de su calefacción y enfriamiento antes de revisar el filtro. Deslice el filtro fuera de su red de conductos y buscar capas de cabellos y polvo. Pase un dedo por el filtro. Si el dedo sale sucio o una línea en el filtro, es tiempo de un

cambio. Antes que caduque el promedio de tres meses vida.

Al reemplazar el filtro, asegúrese de que la flecha en el filtro indica la dirección de los puntos de flujo de aire hacia el motor del ventilador. Para ayudar a planificar revisiones mensuales, escriba la fecha en el lado del filtro para que sepa cuando tiene que revisarse de nuevo. Una vez que haya realizado el cambio, encienda el sistema.

Opciones de Filtros

¿La compra de un nuevo filtro? Antes de salir de casa, anote el tamaño actual del filtro (ver recuadro, Size Matters). Si se obtiene un filtro que es demasiado pequeño, polvo se acumulará alrededor de la barrera e invade el sistema.

Hay varios tipos de filtros y niveles de eficiencia. Los filtros son planos o plegado; filtros plisados ofrecen superficie extra para mantener el polvo, haciéndolos más eficientes.

Los filtros más comunes utilizan fibras de capas de fibra de vidrio reforzadas con rejilla de metal. Algunos filtros aumenta la eficiencia mediante el uso de fibras de poliéster. Filtros electrostáticos están hechos de fibras cargadas positivamente y negativamente y capturan pequeños desechos—a carga activamente atrae partículas en el aire como limaduras de hierro sobre un imán. No es necesario ninguna conexión de alimentación, la carga no se desvanece con el tiempo. Los mejores filtros están capacitados para capturar partículas de alta eficiencia detener partículas (HEPA), estos filtros deluxe se utilizan principalmente en hospitales y edificios de oficinas, no en los hogares.

Los filtros de aire están clasificados por un valor de informes de rendimiento de mínimo (MERV). Esta escala que van de uno a 20, calib-

Tipos de Filtros de Aire

Filtros son más eficientes cuando son nuevos o limpios. Hay cuatro tipos diferentes de filtros de aire; cada uno con diferentes beneficios.

Fibra de vidrio, poliéster

- ▶ Barato, desechable, capturar partículas grandes (pelusa, polvo)
- ▶ Reemplacé cada 1-3 meses

Lavable/reutilizable

- ▶ Se puede limpiar y reutilizar
- ▶ Reemplacé cada pocos años
- ▶ Protege el sistema HVAC, atrapa las partículas grandes

Plisado

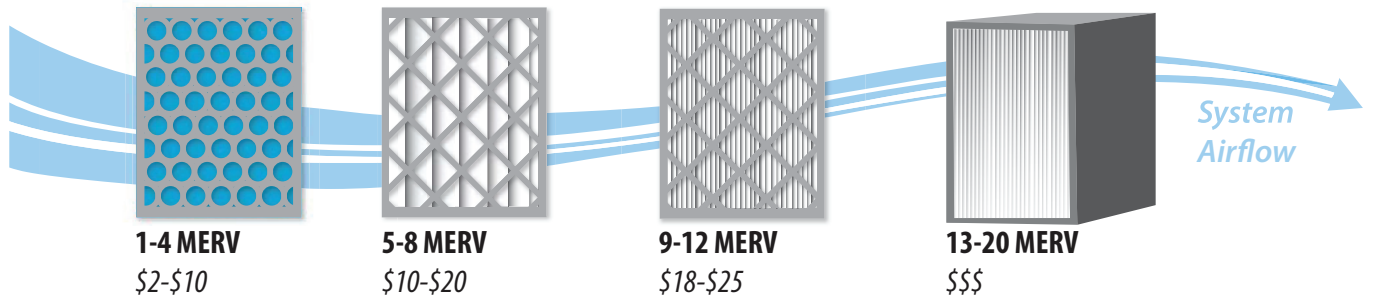
- ▶ Desechables
- ▶ Área mayor de superficie captura partículas





Electrostática

- ▶ Desechables o reutilizables
- ▶ Fibra de carga atrae y captura las partículas grandes y pequeñas

Que Bloquean Diferentes Filtros de Aire?

Los filtros de aire están clasificados por el valor de presentación de informes de Eficiencia Mínima (MERV). FILTROS con una mayor (MERV) bloquean más polvo, sino también reduce el flujo del aire y eficiencia del sistema. Utilice esta guía para encontrar el filtro correcto para su hogar o negocio.



	1-4 MERV \$2-\$10	5-8 MERV \$10-\$20	9-12 MERV \$18-\$25	13-20 MERV \$\$\$
Elementos que bloqueados	Polen, polvo, grandes cuerpos de insectos 	Caspa, molde, esporas, los ácaros del polvo, aerosol de pelo de mascotas 	Polvo de plomo, harina molida, partículas de emisión de coche 	Bacterias, virus, polvo, humo, estornudo, pigmentos de pinturas, aceite, polvo de carbón 
Tipos de Filtros	Disponibles, lavable	Plisado, desechables, electrostática	Plisado, desechable, electrostática	Alta eficiencia partículas (HEPA), cuadro 6-12 pulgadas, flexible 12-36 pulgadas
Usos Comunes	Hogares, con unidades de aire acondicionado de ventanas	Casas, edificio, oficinas generales	Casas superiores, edificio de oficinas, negocios	Hospitales, farmacias, laboratorios electrónicos

Source: epa.gov/iaq

radores de eficacia de un filtro en bloqueo de polvo. Filtros de MERV clasificada bajos ofrecen alto flujo de aire un enfriamiento o calefacción, pero sólo captura las partículas de aire grande. Un grado más alto no siempre mejor—los filtros bloquean más polvo pero también reducir el flujo de aire del sistema. La mayoría de los expertos recomienda filtros con un MERV 6 o superior.

Los fabricantes no están obligados a registrar a MERV en los filtros. Las Marcas 3 M Filtrete en lugar ellos listan los niveles de calificación de desempeño de macropartículas—números más altos significan que el filtro atrapa partículas más. Sistema de Rating de Rendimiento de filtros de aire de Home Depot's están calificados por mejor, y superior. No importa que sistema usa un almacén

o fabricante USA, filtros mejores (y más caros) significan puntuaciones más altas de MERV.

Si un miembro de la familia sufre de alergias, mantener un filtro alto de MERV mantiene hacia fuera el exceso de caspa, humo y otros alérgenos. Pregunte a un profesional de calefacción y refrigeración qué tipo de filtro funciona mejor para las necesidades domésticas y familiares.

Una vez que encuentre un filtro que funciona bien en su hogar, es una buena idea tener filtros de repuesto a mano. Filtros básicos costos de \$2 a \$10; filtros electrostáticos pueden variar desde \$18 a \$25.

Más Eficiencia de Presión

Antes de que llegue el verano, limpiar el sistema de refrigeración

las bobinas por dentro y fuera del hogar. Deja polvo y otros desechos se reúnen alrededor del acondicionador de aire de una casa a lo largo de los meses de otoño e invierno. Estos intrusos impiden que las bobinas funcionando a la máxima eficiencia, tanto acortar la vida útil de la unidad y aumentando facturas en el verano.

Igual un filtro de aire obstruido fuerza el sistema a trabajar más duro, ventilación bloqueada ocasiona tensión al sistema. Registros de aire limpio, zócalos radiantes y radiadores. Asegúrese que los conductos de aire no estén bloqueados por muebles, alfombras o cortinas.

Quieres más maneras de ahorrar? Tome el tour de ahorro de energía en el hogar y ver cómo poco cambios se suman a grandes ahorros en www.TogetherWeSave.com.

FROM THE BOARD PRESIDENT

Victory Seeks Board Nominations



Kenny Wehkamp

Dear Victory Members,
It is time once again to start thinking about Victory Electric's Annual Membership Meeting held in April 2013.

We are currently soliciting nominations for Victory Electric's Board of Trustees.

Positions up for election are in District 5, currently held by **GARY GILLESPIE**, Copeland; District 7, currently held by **LOREN OCHS**, Jetmore; District 9, currently held by **RICHARD LIGHTNER**, Garden City; and District 10, currently held by **PAT MORSE**, Dodge City.

To qualify, you must be a naturalized U.S. citizen; and your principal residence must be served by Victory Electric and located within our territory and within the district which you wish to represent. Also, if a close relative of yours—within the third degree—is an employee or a trustee of Victory Electric, you are not eligible to run for a trustee position.

Duties of an elected trustee include: attending a monthly six-to-eight hour board meeting, board training opportunities, and some travel will be required.

If you would like to run for a position, or you know someone interested, please send a letter of interest with qualifications to Terry Janson or Kenny Wehkamp at Victory Electric, P.O. Box 1335, Dodge City, KS 67801.

Sincerely,
KENNY WEHKAMP, PRESIDENT

Dodge City Christmas Parade of Lights & Chili Contest

The Christmas Parade of Lights and Chili Contest were held on November 26 in Dodge City.

Sponsored by *The Dodge City Globe*, Victory Electric, Western Beverage, City of Dodge City, and Boot Hill Museum, the events attracted hundreds of visitors to Dodge City.

The Chili Contest had an impressive 26 entries. The lucky winners in the Judges Choice category were **MIKEY GODDARD**, first place; **ARROWHEAD WEST**, second place; and **DODGE CITY FIRE DEPARTMENT**, third place.

Those who impressed the crowd won the People's Choice category.



Victory employees Sandy Long, Dennis Brauer, Micaela Morales, Ross Adams and Harold Flax served chili at the annual Christmas Parade of Lights and Chili Contest.

Winners were **LEON FELDT**, first place; **UNITED WIRELESS ARENA**, second place; and **HEADCASES SALON**, third place. All winners received a plaque sponsored by Victory Electric.

The parade sported 21 entries, ranging from an old fire truck, to flying reindeer, to floats decked out in lights.

Thanks to all who attended, and we hope to see you next year!

Area Third Graders Receive Dictionaries

Victory Electric teamed up with the Cimarron Rotary Club, Unruh-Foster and United Telephone to donate a children's dictionary to local third graders.

The Rotary Club Dictionary Project is a 501(c) (3) non-profit organization. The goal of this program is to assist students in completing the school year as good writers, active readers and creative thinkers by providing students with a dictionary. The dictionaries are gifts to students to use at school and home for years to come.



Two third grade classes, Ms. Ziegler's in Copeland (above) and Mrs. Vanderree's in Ingalls (below) received dictionaries courtesy of Victory, Cimarron Rotary and United Telephone.

